


III- TRF(250V) Series



Features

- ◆ Radial Leaded Devices
- ◆ Cured, flame retardant epoxy polymer insulating material meets UL 94V-0 requirements
- ◆ Bulk Package, or tape and reel available on most models
- ◆ Agency recognition: TUV On Approval

Applications

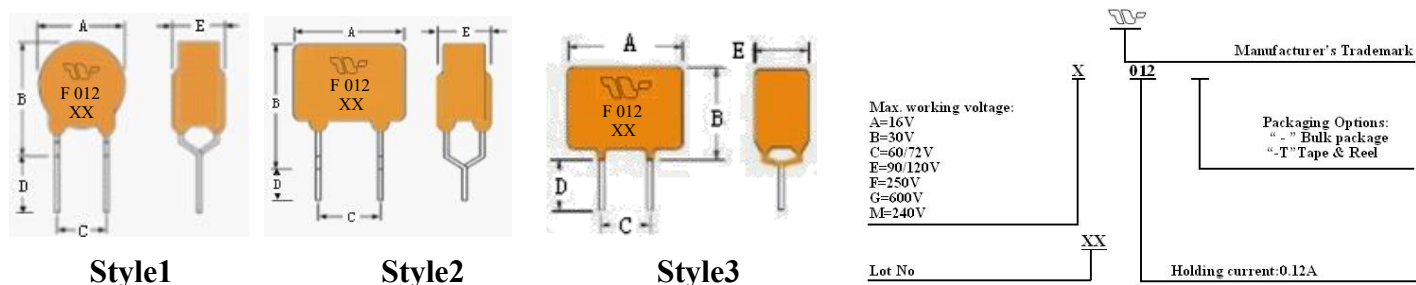
- Almost anywhere there is a low voltage power supply, up to DC60V and a load to be protected, including:
- ◆ Security and fire alarm systems
 - ◆ Analog and digital line cards
 - ◆ Modems and DSL

Electrical Characteristics (电气特性):

P/N	保持 电流	跳脱 电流	最大电压	最大 电流	最大冲 击电压	最大动作时间		消耗功率	电阻范围(Ω)		
	I_H (A)	I_T (A)	V_{max} (V)	I_{max} (A)	V_{max} (V)	(A)	(Sec.)	$P_{d\ typ}$ (W)	R_{min}	R_{max}	$R1_{max}$
TRF002	0.020	0.045	60	3.0	250	0.10	3.0	1.0	65	145	240
TRF004	0.040	0.080	60	3.0	250	0.20	3.0	1.0	24	65.0	97.5
TRF006	0.060	0.120	60	3.0	250	0.30	3.0	1.0	22.0	36.0	56.0
TRF008	0.080	0.160	60	3.0	250	0.35	4.0	1.0	14.0	22.0	33.0
TRF009	0.090	0.220	60	3.0	250	1.00	1.0	1.0	9.7	20.6	33.0
TRF011	0.110	0.220	60	3.0	250	1.00	1.0	1.0	6.0	12.0	18.0
TRF012	0.120	0.240	60	3.0	250	1.00	3.0	1.0	6.0	10.0	16.0
TRF012U	0.120	0.240	60	3.0	250	1.00	1.5	1.0	6.0	10.0	16.0
TRF014	0.145	0.29	60	3.0	250	1.00	2.5	1.0	3.0	6.0	14.0
TRF014U	0.145	0.29	60	3.0	250	1.0	2.5	1.0	3.5	6.5	12.0
TRF018	0.180	0.54	60	3.0	250	3.0	1.5	1.8	1.0	2.2	4.0
TRF018U	0.180	0.54	60	3.0	250	3.0	1.5	1.8	1.0	2.2	4.0
TRF020	0.200	0.6	60	3.0	250	3.0	5.0	1.8	1.7	3.5	6.30
TRF030	0.300	0.60	60	3.0	250	3.0	6.0	1.8	1.0	2.2	3.50
TRF040	0.400	0.800	60	5.5	250	3.0	8	1.8	0.80	1.60	3.20
TRF050	0.500	1.00	60	6.0	250	3.0	10	3.0	0.56	1.40	2.52
TRF060	0.600	1.20	60	7.0	250	3.0	12	3.2	0.40	1.10	2.16
TRF080	0.800	1.60	60	8.0	250	4.0	18	3.6	0.32	0.80	1.44
TRF100	1.000	2.00	60	10.0	250	5.0	21	2.9	0.22	0.50	1.45
TRF150	1.500	3.00	60	15.0	250	7.50	25.0	3.5	0.12	0.28	0.68
TRF200	2.000	4.00	60	10.0	250	10.0	28	4.5	0.09	0.192	0.42

“U” suffix indicates product without insulation coating.

Product Dimensions & Marking (Unit: mm) (产品尺寸) :

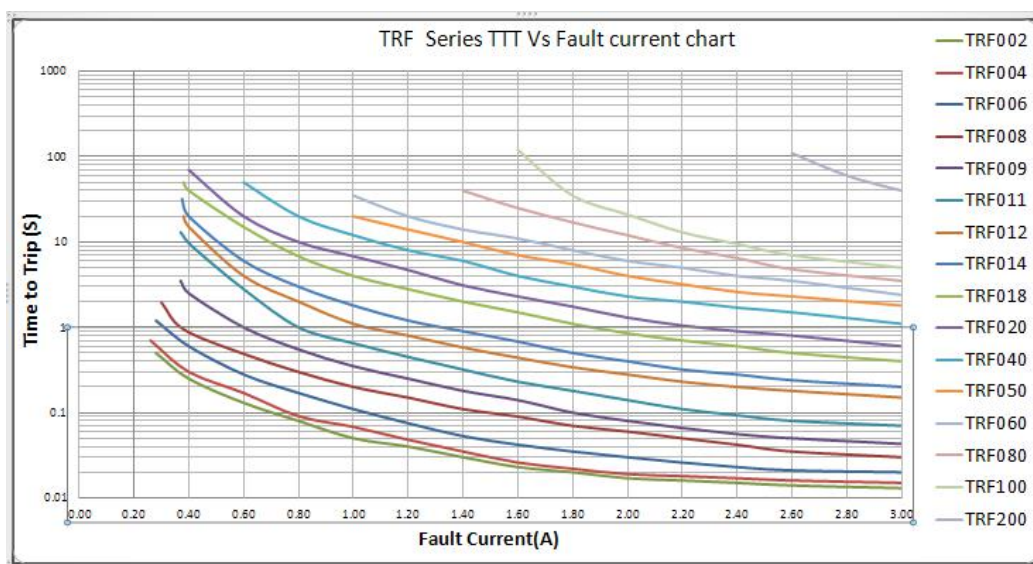


P/N	A	B	C	D	E	Physical Characteristics(物理特性)		
	Max.(最大)	Max.(最大)	Typ.(标准)	Min.(最小)	Max.(最大)	Style(样式)	Lead Φ mm	Material(材料)
TRF002	7.4	12.7	5.1	7.6	4.5	1	0.5	CP
TRF004	5.8	9.9	5.1	7.6	4.5	1	0.5	CP
TRF006	5.8	9.9	5.1	7.6	4.5	1	0.6	CP
TRF008	7.4	12.7	5.1	7.6	4.5	1	0.6	CP
TRF009	7.4	12.7	5.1	7.6	4.5	1	0.6	CP
TRF011	6.5	11.0	5.1	5.0	4.5	2	0.6	CP
TRF012	6.8	12.0	5.1	7.6	4.5	2	0.6	CP
TRF012U	6.8	12.0	5.1	7.6	4.5	2	0.6	CP
TRF014	6.5	11.0	5.1	5.0	4.5	2	0.6	CP
TRF014U	6.0	10.0	5.1	4.7	4.5	2	0.6	CP
TRF018	10.2	14.5	5.1	7.6	4.5	1	0.6	CP
TRF018U	10.2	14.5	5.1	7.6	4.5	1	0.6	CP
TRF020	10.5	17.0	5.1	7.6	4.5	1	0.6	CP
TRF030	11.0	16.8	5.1	7.6	4.5	1	0.6	Sn/Cu
TRF040	11.7	17.0	5.1	7.6	3.8	1	0.6	Sn/Cu
TRF050	13.0	18.0	5.1	7.6	3.8	2	0.6	Sn/Cu
TRF060	14.0	19.5	5.1	7.6	3.8	2	0.6	Sn/Cu
TRF080	16.3	21.3	5.1	7.6	3.8	3	0.8	Sn/Cu
TRF100	17.8	22.9	5.1	7.6	3.8	3	0.8	Sn/Cu
TRF150	20.8	29.8	10.2	7.6	3.8	3	0.8	Sn/Cu
TRF200	28.4	33.5	10.2	7.6	3.8	3	0.8	Sn/Cu

Thermal Derating Chart – I_{hold} (Amps) (环境温度与工作电流关系特性曲线)

P/N	Ambient Operating Temperature(工作环境温度)								
	-40°C	-20°C	0°C	25°C	40°C	50°C	60°C	70°C	85°C
TRF002	0.031	0.028	0.023	0.020	0.017	0.015	0.013	0.011	0.008
TRF004	0.062	0.055	0.048	0.040	0.033	0.029	0.026	0.022	0.017
TRF006	0.093	0.075	0.071	0.060	0.050	0.044	0.038	0.033	0.025
TRF008	0.124	0.110	0.095	0.080	0.066	0.059	0.051	0.044	0.033
TRF009	0.140	0.124	0.110	0.090	0.075	0.068	0.058	0.050	0.038
TRF011	0.171	0.151	0.131	0.110	0.091	0.081	0.071	0.061	0.046
TRF012(U)	0.186	0.165	0.143	0.120	0.099	0.088	0.077	0.066	0.050
TRF014(U)	0.225	0.199	0.172	0.145	0.119	0.106	0.093	0.080	0.060
TRF018(U)	0.269	0.240	0.211	0.180	0.153	0.138	0.123	0.109	0.087
TRF020	0.310	0.275	0.237	0.200	0.165	0.147	0.128	0.110	0.082
TRF030	0.465	0.413	0.356	0.300	0.248	0.221	0.192	0.165	0.123
TRF040	0.620	0.550	0.475	0.400	0.330	0.295	0.255	0.220	0.165
TRF050	0.775	0.688	0.594	0.500	0.412	0.366	0.319	0.275	0.206
TRF060	0.930	0.825	0.710	0.600	0.495	0.443	0.393	0.330	0.246
TRF080	1.240	1.100	0.950	0.800	0.660	0.590	0.510	0.440	0.330
TRF100	1.550	1.38	1.19	1.00	0.83	0.74	0.64	0.55	0.41
TRF150	2.400	2.00	1.80	1.50	1.20	1.10	0.90	0.80	0.60
TRF200	3.100	2.75	2.38	2.00	1.65	1.48	1.28	1.10	0.83

Typical time to trip at 25°C (25°C下的动作保护时间曲线表):



The Time to Trip curves represent typical performance of a device in a simulated application environment. Actual performance in specific customer applications may differ from these values due to the influence of other variables.

Agency Approvals (安规认证):

- Agency Approvals: TUV
- Regulation/Standard: RoHS, Reach, HF

III- TRF(250V) Series

Package information (包装信息):

Model	Q'ty/bag
TRF002-TRF040	1000 pcs
TRF050-TRF100	500 pcs
TRF200	200 pcs

■ Tape and Reel Specifications

Devices taped using EIA468-B/IEC286-2 standards.